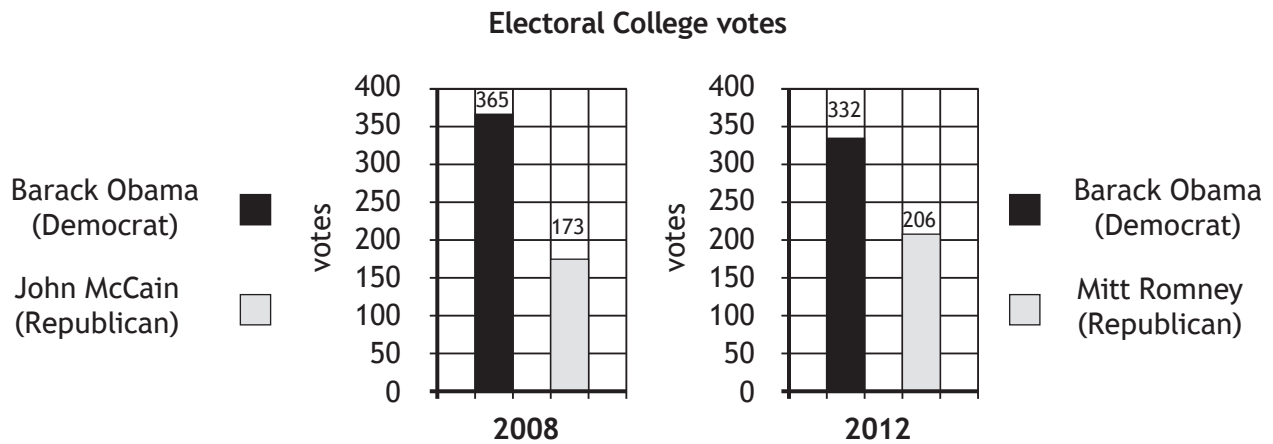
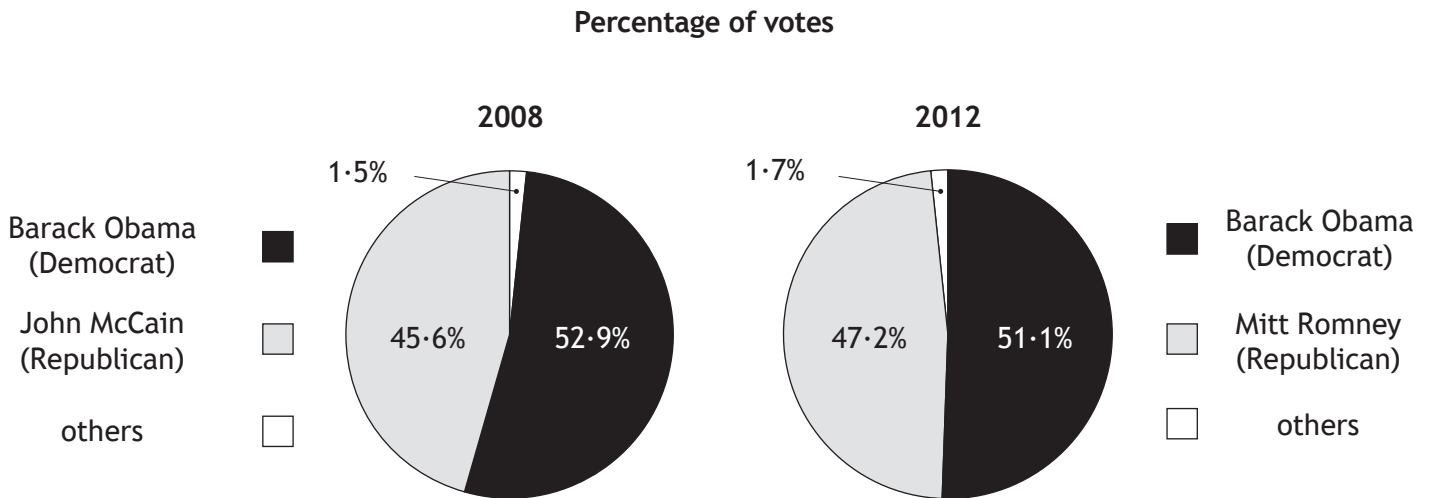


2. Study Sources A–E, then answer the question which follows.

Source A Presidential election data (2008 and 2012)



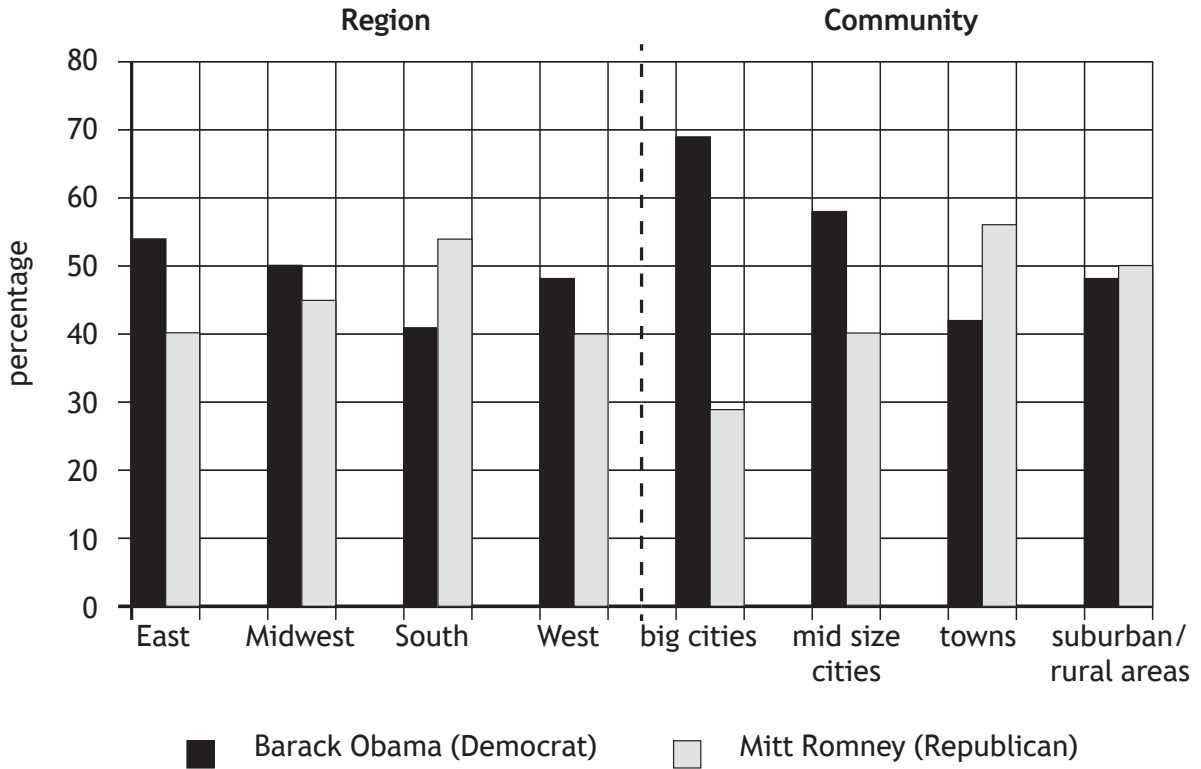
Source B Congressional election data for Democrats and Republicans (2008–2012)

		Senate (100 members)			House of Representatives (435 members)		
		Pre-election	Post-election	Change	Pre-election	Post-election	Change
2008	Democrats	51*	59*	+8	236	257	+21
	Republicans	49	41	-8	199	178	-21
2010	Democrats	59*	53*	-6	257	193	-64
	Republicans	41	47	+6	178	242	+64
2012	Democrats	53*	55*	+2	193	201	+8
	Republicans	47	45	-2	242	234	-8

(*includes independents who vote with the Democrats in the Senate)

2. (continued)

Source C 2012 presidential election: voting by region and community



Source D 2012 presidential election: voting for the two main candidates by gender, age, ethnicity and income

		Male	Female
Gender (%)	Obama (Democrat)	45	55
	Romney (Republican)	52	44

		18-24	25-29	30-39	40-49	50-64	65+
Age (%)	Obama (Democrat)	60	60	55	48	47	44
	Romney (Republican)	36	38	42	50	52	56

		White	Blacks	Hispanics	Asian	Other
Ethnicity (%)	Obama (Democrat)	39	93	71	73	58
	Romney (Republican)	59	6	27	26	38

		Under \$30,000	\$30-49,999	\$50-99,999	\$100-199,999	\$200-249,999	\$250,000+
Income (%)	Obama (Democrat)	63	57	46	44	47	43
	Romney (Republican)	35	41	52	54	52	54

Source E 2016 presidential election: voting for the two main candidates by gender, age, race and income

		Male	Female
Gender (%)	Clinton (Democrat)	41	54
	Trump (Republican)	53	42

		18–24	25–29	30–39	40–49	50–64	65+
Age (%)	Clinton (Democrat)	56	53	51	46	43	45
	Trump (Republican)	35	39	40	50	53	53

		White	Blacks	Hispanics	Asian	Other
Ethnicity (%)	Clinton (Democrat)	37	88	65	65	56
	Trump (Republican)	58	8	29	29	37

		Under \$30,000	\$30-49,999	\$50-99,999	\$100-199,999	\$200-249,999	\$250,000+
Income (%)	Clinton (Democrat)	57	51	46	47	48	46
	Trump (Republican)	41	42	50	48	59	48

The Democrats clearly won the 2012 elections by convincingly defeating the Republicans at every level and their performance in 2012 was almost as impressive as in 2008. In the 2012 presidential election Barack Obama defeated his Republican opponent Mitt Romney by decisive margins across every area and in all sections of society. The Republican candidate in 2016, Donald Trump, performed significantly better among all voter groups compared to Mitt Romney in 2012.

Using only the information in Sources A–E

To what extent does the evidence contained in these sources support the viewpoint above?

20

[END OF QUESTION PAPER]